

DPX-09x

Diplexer | 700 / 800 | Single and Twin Units | Indoor / Outdoor

- Usable at the BTS or antenna end
- Built in lightning protection on all ports
- Available as single or twin unit, with various DC/AISG bypass configurations
- Suitable for indoor or outdoor applications
- Pole or wall mounting

Ordering Options	Single Unit		Twin Unit	
	7/16-DIN	4.3/10	7/16-DIN	4.3/10

When ordering replace "x" with correct option for bypass configuration and single or twin unit.

With DC/AISG Auto-Sense	DPX-09A	DPX-09A-43F	DPX-09AA	DPX-09AA-43F
DC/AISG bypass from common to high band only	DPX-094	DPX-094-43F	DPX-095	DPX-095-43F
DC/AISG bypass from common to low band	DPX-096	DPX-096-43F	DPX-097	DPX-097-43F
Full DC/AISG bypass	DPX-092	DPX-092-43F	DPX-093	DPX-093-43F
No DC/AISG bypass	DPX-090	DPX-090-43F	DPX-091	DPX-091-43F

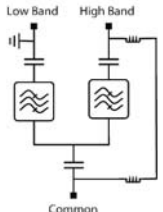
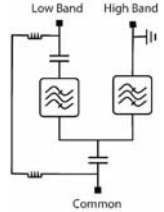
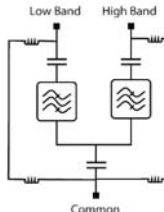
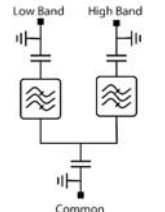
Electrical Characteristics				
700 Channel (Low Band)				
Frequency Band		713-788 MHz		
Insertion Loss	Typical	0.2 dB		
	Maximum	0.5 dB		
Return Loss		> 18 dB max		
Rejection (High Band)	800 Rx	> 50 dB		
	800 Tx	> 35 dB		
Continuous Average Power		250 W		
Intermodulation, 2x43 dBm TX Carrier, IM3		-117 dBm		
800 Channel (High Band)				
Frequency Band		801-862 MHz		
Insertion Loss	Typical	0.2 dB		
	Maximum	0.5 dB		
Return Loss		> 18 dB		
Rejection (Low Band)	700 Rx	> 50 dB		
	700 Tx	> 35 dB		
Continuous Average Power		250 W		
Intermodulation, 2x43 dBm TX Carrier, IM3		-117 dBm		
General	Standard Models		Models with Auto-Sense	
DC Bypass Rating	3 A		2A, drop max 2.4 V	
DC/AISG Pass	Yes		---	
AISG RL	---		> 12 dB	
AISG Loss	---		< 1 dB	
MTBF (minimum)	---		1 Mh	
Input Voltage Power	---		8-31 V max 0.3W	
Safety	EN60950		---	
Lightning Protection	5 kA 8/20 μ s		5 kA 8/20 μ s	



Quoted performance parameters are provided to offer typical, peak or range values only and may vary as a result of normal testing, manufacturing and operational conditions. Extreme operational conditions and/or stress on structural supports is beyond our control. Such conditions may result in damage to this product. Improvements to products may be made without notice.

DPX-09x

Diplexer | 700 / 800 | Single and Twin Units | Indoor / Outdoor

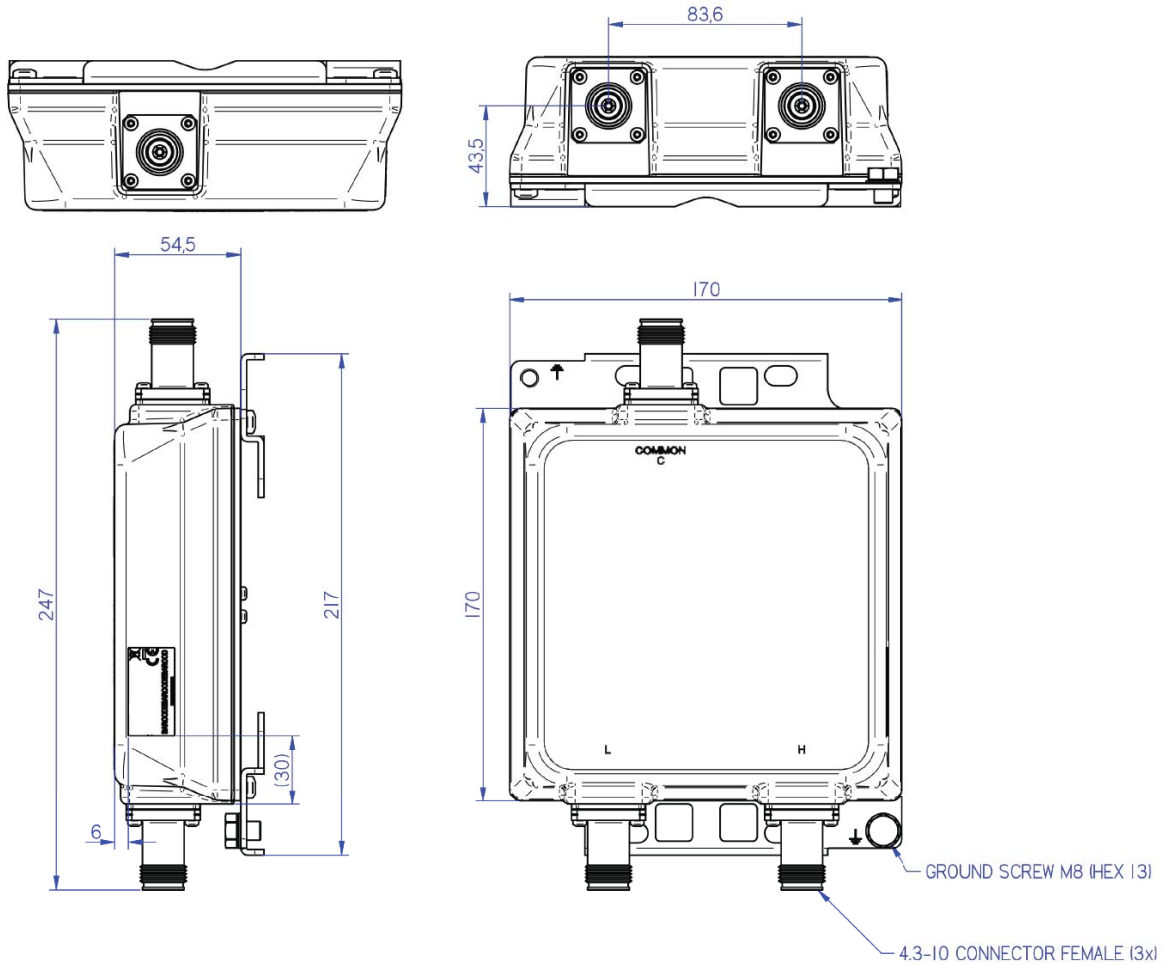
Environmental			
Temperature Range	-40° to +65° C (-40° to 149° F)		
Ingress Protection	IP67		
Operation Compliance	ETS 300 019-1-4		
Storage Compliance	ETS 300 019-1-1		
Mechanical Characteristics			
Finish	Light Grey (NCS 1502-R)		
Connectors	7/16 Female or 4.3/10 Female		
Dimensions - Single Unit (H x W x D)	170 x 170 x 54.5 mm (6.7 x 6.7 x 2.1 in)		
Weight (Single Unit, Including Brackets)	1.6 kg (3.5 lbs)		
Mounting Options			
Pole / Wall Bracket	Description Two metal clamps for pole mount included		
Block Diagrams			
<p>DC/AISG Bypass High Band</p>  <p>DPX-094 DPX-095</p>	<p>DC/AISG Bypass Low Band</p>  <p>DPX-096 DPX-097</p>	<p>Full DC/AISG Bypass</p>  <p>DPX-092 DPX-093</p>	<p>No DC/AISG Bypass</p>  <p>DPX-090 DPX-091</p>

Quoted performance parameters are provided to offer typical, peak or range values only and may vary as a result of normal testing, manufacturing and operational conditions. Extreme operational conditions and/or stress on structural supports is beyond our control. Such conditions may result in damage to this product. Improvements to products may be made without notice.

DPX-09x

Diplexer | 700 / 800 | Single and Twin Units | Indoor / Outdoor

Dimensions



Quoted performance parameters are provided to offer typical, peak or range values only and may vary as a result of normal testing, manufacturing and operational conditions. Extreme operational conditions and/or stress on structural supports is beyond our control. Such conditions may result in damage to this product. Improvements to products may be made without notice.