

8171101001

KLM/GMT Fuse Panel

-/+24 to 48V DC



Positions Per Bus
4 KLM - 5 GMT

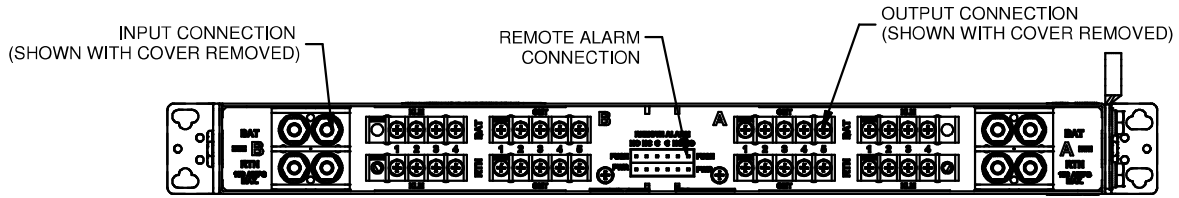
Max Per Position
30A KLM - 15A GMT

Bus Capacity
150 Amps

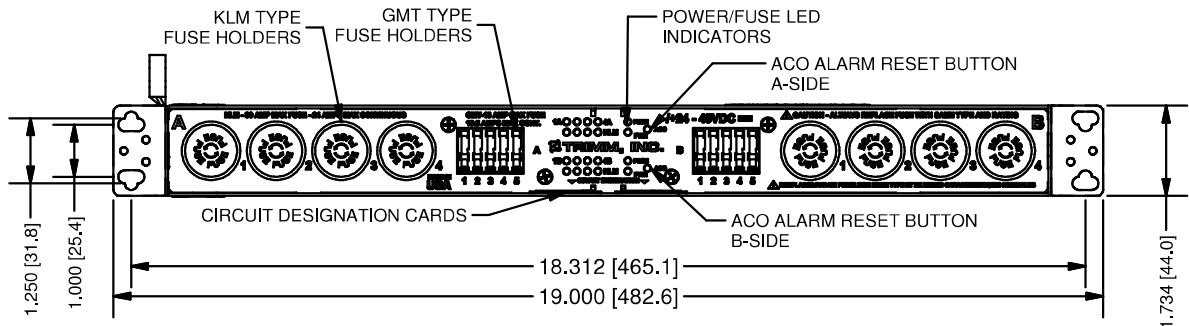
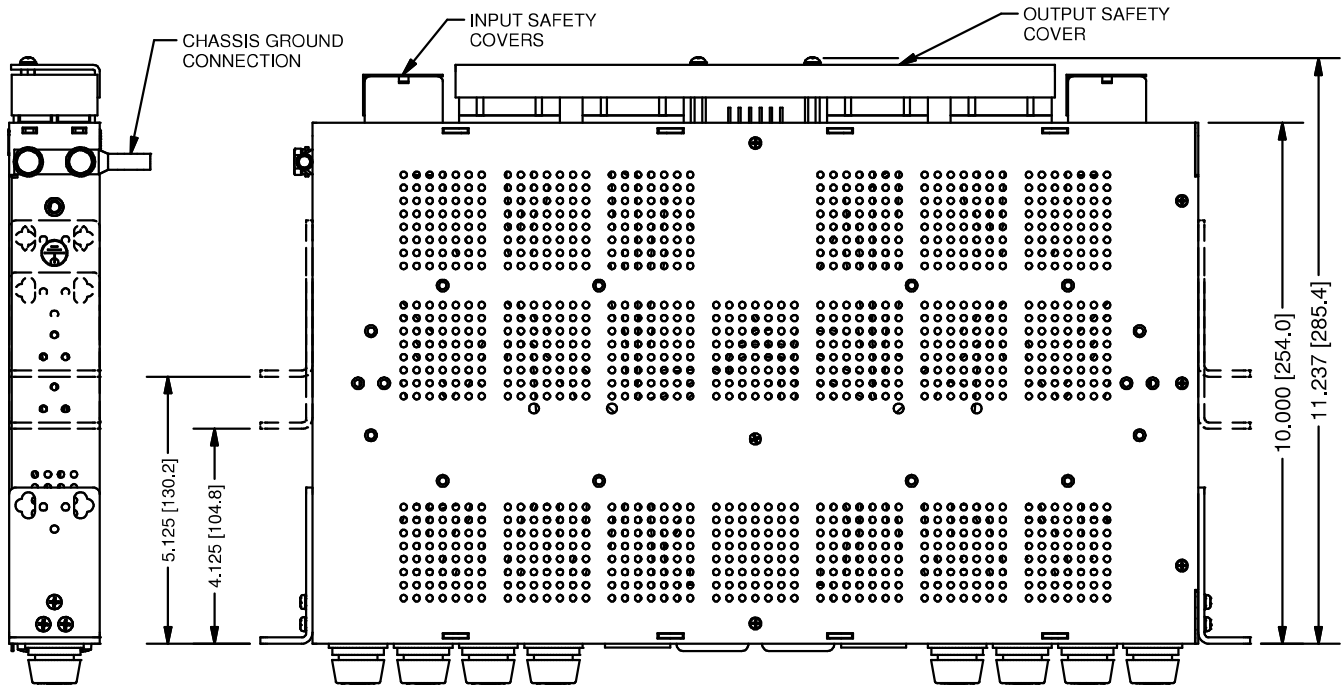
GENERAL		
Dimensions	19.00" W x 1.75" H x 11.250" D	
Rack Space	1U	
Weight	6.0 lbs.	
Mounting	Universal 19" or 23", WECO or EIA	
Mtg. Pos.	Flush, 4" or 5" Offset	
Finish	Black Textured Powder Coat	
ELECTRICAL		
Input	Nominal Voltage	-/+24-48V DC
	Voltage Range	-/+19-60V DC
	Number of Buses	2
	Intr. Device Rating	180 Amps
Output	Max Fuse Rating	KLM Fuse - 30 Amp GMT Fuse - 15 Amp
	Continuous Load Rating	KLM Fuse - 24 Amps GMT Fuse - 10.5 Amps
ALARMING		
Indicators	Green (Power)/Red (Alarm)	
Function	Form C relay contacts for remote fuse and power fail indication which comes with a KLM alarm reset.	
Conn. Type	Solderless Wire Wrap (18 to 30 AWG)	
Rating	DC 30W/AC 50VA	
Input	2 Hole Lug	1/4" stud x 5/8" spacing
	Wire Range	Up to 2/0 AWG
Output	Max. Terminal Width	0.640"
	Tightening Torque	40 in-lb (2.7 Nm)
	Barrier Strip Output	#6 Sems Screw for Terminals
	Wire Range	10 to 22 AWG
Ground Bus	Max. Terminal Width	0.312"
	Tightening Torque	10 in-lb (1 Nm)
Ground Bus	2 Hole Lug	1/4" stud x 1" spacing
	Wire Range	6 AWG lug supplied with panel
Short Term Op Temp	-40° C to +70° C	
Ambient	Up to 65° C	
Store Temp	-40° C to +70° C	
Humidity	0 to 95% non-condensing	
Dissipation	73 Watts max	
Safety <small>(Listed)</small>	UL 60950-1/UL 1801/CSA C22.2 No.60950-1/EN 60950-1/IEC 60950-1	
Telcordia	NEBS Level 3 (GR-63/GR-1089) and GR-3108 Class 3 (w/o salt fog testing)	

5/4 GMT KLM Fuse Panel, Stud Input, Barrier Output

8171101001



REAR VIEW ROTATED



NOTES

Go to www.triminc.com for a complete list of the fuses to order with this panel.